


BA-PHALABORWA LOCAL MUNICIPALITY



2023-2024 FOURTH QUARTER PERFORMANCE REPORT



The Home of Marula and Wildlife Tourism

Contents

1.	Introduction	3
2.	Legislation.....	3
3.	Methodology and Content	4
4.	Strategic Intent.....	5
5.	The Accounting Officer's Fourth Quarter Institutional Performance Overview	7
6.	Fourth Quarter Projections of Revenue for each source.....	9
7.	Fourth Quarter Expenditure Projections of Operating, Capital and Revenue by Vote	10
8.	2023/24 Fourth Quarter Performance Per Key Performance Area.....	12
9.	KPA 1: Spatial Rationale.....	13
10.	KPA 2: Basic Service Delivery.....	15
11.	KPA 3: Municipal Financial Viability and Management	20
12.	KPA 4: Local Economic Development.....	23
13.	KPA 5: Municipal Transformation and Institutional Development	25
14.	KPA 6: Good Governance and Public Participation.....	30
15.	Capital Projects Per Responsible Manager	38
16.	Assessment of Service Providers.....	41

1. Introduction

The development, implementation and monitoring of a Service Delivery and Budget Implementation Plan (SDBIP) is required by the Municipal Finance Management Act (MFMA). In terms of Circular 13 of National Treasury, “the SDBIP gives effect to the Integrated Development Plan (IDP) and budget of the municipality and will be possible if the IDP and budget are fully aligned with each other, as required by the MFMA.”

As the budget gives effect to the strategic priorities of the municipality it is important to supplement the budget and the IDP with a management and implementation plan. The SDBIP serves as the commitment by the Municipality, which includes the administration, council and community, whereby the intended objectives and projected achievements are expressed in order to ensure that desired Projections over the long term are achieved and these are implemented by the administration over the next twelve months.

The SDBIP provides the basis for measuring performance in service delivery against quarterly targets and implementing the budget based on monthly projections. Circular 13 further suggests that “the SDBIP provides the vital link between the mayor, council (executive) and the administration, and facilitates the process for holding management accountable for its performance. The SDBIP is a management, implementation and monitoring tool that will assist the mayor, councillors, municipal manager, senior managers, and community.”

2. Legislation

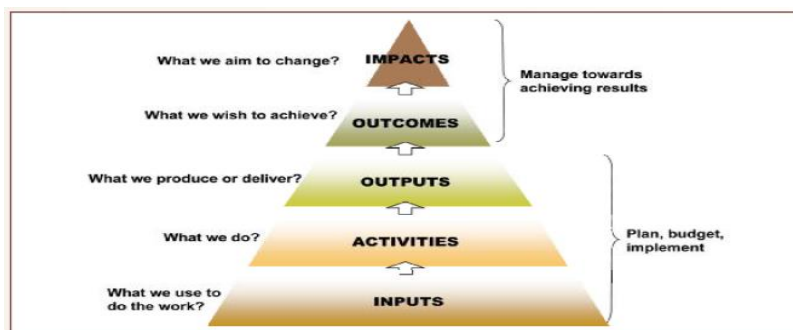
The Municipal Finance Management Act (MFMA) defines a Service Delivery and Budget Implementation Plan (SDBIP) as: a detailed plan approved by the mayor of a municipality in terms of section 53 (1) (c) (ii) for implementing the municipality's delivery of municipal services and its annual budget, and which must indicate-

- (a) Projections for each month of-
 - (i) Revenue to be collected, by source; and
 - (ii) Operational and capital expenditure, by vote;
- (b) Service delivery targets and performance indicators for each quarter

Section 53 of the MFMA stipulates that the Mayor should approve the adjusted SDBIP within 28 days after the approval of the adjusted budget. The Mayor must also ensure that the revenue and expenditure projections for each month and the service delivery targets and performance indicators as set out in the adjusted SDBIP are made public within 14 days after their approval.

The following National Treasury prescriptions, in terms of MFMA Circular 13, are applicable to the Ba-Phalaborwa Local Municipality:

1. Monthly projections of revenue to be collected by source
2. Monthly projections of expenditure (operating and capital) and revenue for each vote¹ *
3. Quarterly projections of service delivery targets and performance indicators for each vote
4. Ward information for expenditure and service delivery
5. Detailed capital works plan broken down by ward over three years



3. Methodology and Content

The development of the SDBIP was influenced by the Priorities, Strategic Objectives, Programme Objectives and Strategies contained in the IDP ensuring progress towards the achievement thereof. The SDBIP of the Ba-Phalaborwa Local Municipality (BLM) is aligned to the Key Performance Areas (KPAs) as prescribed by the Performance Management Guide for Municipalities of 2001, with the addition of Spatial Rationale as another KPA to be focused upon. The methodology followed by BLM in the development of the SDBIP is in line with the Logic Model methodology proposed by National Treasury as contained in the Framework for Managing Programme Performance Information.

4. Strategic Intent

Vision:

“Provision of quality services for community well-being and tourism development

Mission:

“To provide quality infrastructure and affordable services, promote sustainable economic growth, financial viability, sound administration and accountable governance”

Values

- Efficiency and effectiveness;
- Accountability;
- Innovation and creativity;
- Professionalism and hospitality;
- Transparency and fairness;
- Continuous learning and
- Conversation conscious

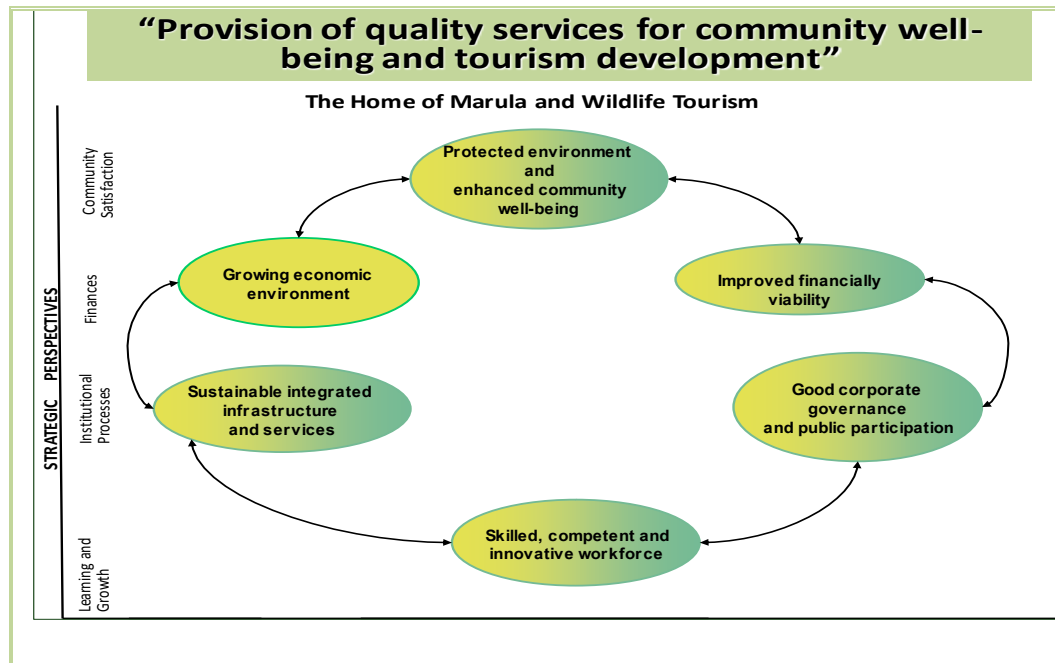
Strategic objectives:

- Promotion of local economy
- Provision of sustainable integrated infrastructure and services
- Sustain the environment
- Improve financial viability
- Good corporate governance and public participation and
- Attract, develop and retain best human capital

Slogan:

“The home of Marula and wildlife tourism”

The strategic objectives are spread across the four perspectives as indicated through the strategic map below:



5. The Accounting Officer's Fourth Quarter Institutional Performance Overview

Fourth Quarter Performance Report is hereby compiled in terms of Municipal Systems Act (MSA), 32 of 2000, section 46(1) and (2), as well as the MFMA Circular 11 on annual reporting. This report covers the performance information from 01 April 2023 to 30 June 2023 and focuses on the implementation of the Service Delivery Budget and Implementation Plan (SDBIP), in relation to the objectives as encapsulated in the Municipality's Integrated Development and Plan (IDP). This Report reflects actual performance of the Municipality as measured against the performance indicators and targets in its Integrated Development Plan (IDP) and Service Delivery and Budget Implementation Plan (SDBIP) for 2023/24.

This report will record progress made by the municipality in fulfilling its objectives as reflected in the IDP, the Budget and the Service Delivery Implementation Plan. It will also reflect on the challenges encountered during the financial year.

PERFORMANCE ANALYSIS OF KEY PERFORMANCE AREAS

The table below illustrates the performance of each Key Performance Area of Ba-Phalaborwa Municipality against the National Key Performance Areas (NKPAs). For the period under review three KPI's were not achieved that is 1 KPI under Spatial Rationale and 2 KPI's under Basic Service Delivery. The performance scorecard has indicated the challenges and intervention to correct the poor performance.

2023/24 Third Quarter Performance						2023/24 Fourth Quarter Performance					
Key Performance Area	Third Quarter Target (January 2024 – 30 March 2024)	Third Quarter Target Achieved	Third Quarter Target not Achieved	Third Quarter Target not Performed/ Not applicable	Third Quarter % Achievement	Key Performance Area	Fourth Quarter Target (01 April 2024– 30 Jun 2024)	Fourth Quarter Target Achieved	Fourth Quarter Target Target not Achieved	Fourth Quarter Target Target not Performed	Fourth Quarter Target % Achievement
Spatial Rationale	1	1	0	0	100%	Spatial Rationale	3	2	1	0	66%
Basic Services Delivery	12	10	2	0	83%	Basic Services Delivery	11	8	3	0	73%
Municipal Financial Viability	6	4	2	0	66%	Municipal Financial Viability	8	8	0	0	100%
Local Economic Development	3	3	0	0	100%	Local Economic Development	4	4	0	0	100%
Municipal Transformation and Institutional Development	3	2	1	0	50%	Municipal Transformation and Institutional Development	7	7	0	0	100%
Good Governance and Public Participation	31	28	2	1	90%	Good Governance and Public Participation	34	33	0	1	97%
Total	56	48	7	1	86%	Total	67	62	4	1	92%

6. Fourth Quarter Projections of Revenue for each source

Sources of Revenue	Actual (30 June 2023)	Fourth Quarter Target (01 Apr - 30 June 2024) (R'000)	Fourth Quarter Actual Performance (R'000)	Variance (R'000)	Remarks	Challenges	Corrective Measures	Evidence required
Property Rates	135,075	184,556	186,025	1,470	Target met	None	None	Finance report
Service charges – electricity	119,965	175,582	123 804	(51,777)	Target not met	Low collection on electricity due to illegal connection and theft.	Currently, the municipality have a service provider who assist with meter audit.	Finance report
Service Charges – Refuse	18,558	20,772	24 948	4,177	Target met	None	The 2024/25 target has been increased	Finance report
Rental of Facilities and Equipment	512	270	369	99	Target met	None	The 2024/25 target has been increased	Finance report
Interest on external Investments	4,026	5,113	4,497	(615)	Variance not material	None	None	Finance report
Interest Earned – Outstanding Debtors	55,956	62,657	45,417	(17,240)	Target not met	Culture of non-payment of municipal services especially in the townships & Interest reversals in the form of settlement discount	Debt collector has been sourced to assist with long outstanding debts in township areas.	Finance report
Dividends received	0	0	0	0				Finance report
Fines	514	1,363	0	(1,363)	Recons will be done at Year end	Income from Fines not captured on the financial system	Recons will be done at Year end	Finance report
Licenses and Permits	3,949	6,109	0	(6,109)	Recons will be done at Year end	Income from Licences and permit not captured on the financial system	Recons will be done at Year end	Finance report
Agency services	21,483	6,529	0	(6,529)	Recons will be done at Year end	Income from Agency not captured on the financial system	Recons will be done at Year end	Finance report
Transfers recognised - operational	196,070	215,693	215,536	(157)	Variance not material.	The difference is from LGSeta, which is not part of DORA	None	Finance report
Transfers recognised - capital	42,559	49,066	49,065	(1)	Variance not material	None	None	Finance report
Other Revenue	1,277	7,759	3,447	(4,312)				Finance report
Total Revenue by Source	599,943	736,212	653,109	(82,361)				

7. Fourth Quarter Expenditure Projections of Operating, Capital and Revenue by Vote

Expenditure and Revenue by Vote	Opex Actual (30 June 2023)	Opex Fourth Quarter Target (01 April – 30 Jun 2024) (R'000)	Opex Actual performance (R'000)	Opex Remarks/challenges/corrective measures	Capex Actual (30 June 2023)	Capex Fourth Quarter Target (01 April– 30 Jun 2024) (R'000)	Capex Actual performance	Capex Remarks/challenges/corrective measures	Revenue Actual (30 June 2023)	Revenue Fourth Quarter Target (01 Apr – 30 Jun 2024) (R'000)	Revenue Actual performance	Revenue Remarks/challenges/corrective measures	Evidence required
Executive and Council	66,914	52,704	44,378	Low Expenditure affected by non-spending on Employee related costs and Security services items. Some are affected by implementation of containment measures.	0	0	0	None	0	0	0	None	Finance report
Budget and Treasury and Administration	74,113	193,803 (Budget and treasury) 82,021 (Administration)	74,906 (Budget and treasury) 62,352 (Administration)	Low Expenditure affected by non-spending on Employee related costs, Debt Impairment and Finance costs items. Some are affected by implementation of containment measures.	1,447 (Administration)	1,500 (Administration)	792 (Administration)	Low spending on budget expenditure for Furniture and Equipment	376,718 (Budget and treasury) 815 (Administration)	456,354 (Budget and treasury) 270 (Administration)	435,799 (Budget and treasury) 674 (Administration)	Culture of non-payment of municipal services especially in the townships & Interest reversals in the form of settlement discount	Finance report
Community and Social Services	19,107	18,815	16,096	Low Expenditure affected by non-spending on Employee related costs and Hire Charges items. Some are affected by implementation of containment measures.	0	8,341	6,462	The appointment for Cemetery project was done towards year end	267	215	279	Target met	Finance report
Public Safety	19,328	21,902	19,457	Expenditure affected by non-spending on Employee related costs item. Some are affected by implementation of containment measures.	0	0	0	None	21,659	6,109	0	Recognition of revenue for Agency services, Fines, Licences and Permits which are done at year-end.	Finance report
Economic and Environmental Services	15,260	31,744	17,902	Expenditure affected by non-spending on Employee related costs, GIS and Valuers items. Some are affected by implementation of containment measures.	0	0	0	None	176	261	284	Target met	Finance report

Expenditure and Revenue by Vote	Opex Actual (30 June 2023)	Opex Fourth Quarter Target (01 April – 30 Jun 2024) (R'000)	Opex Actual performance (R'000)	Opex Remarks/challenges/corrective measures	Capex Actual (30 June 2023)	Capex Fourth Quarter Target (01 April – 30 Jun 2024) (R'000)	Capex Actual performance	Capex Remarks/challenges/corrective measures	Revenue Actual (30 June 2023)	Revenue Fourth Quarter Target (01 Apr – 30 Jun 2024) (R'000)	Revenue Actual performance	Revenue Remarks/challenges/corrective measures	Evidence required
Road Transport	88,991	108,226	91,243	Expenditure affected by non-spending on Employee related costs items. Some are affected by implementation of containment measures.	22,669	31,611	27,500	The variance is VAT portion on Grant	41,771	38,092	36,740	None	Finance report
Electricity	155,385	220,384	161,282	Low Expenditure affected by non-spending on Employee related costs and Bulk Purchase items. Some are affected by implementation of containment measures.	7,006	15,794	13,733	The variance is VAT portion on Grant	132,175	202,096	145,529	Low collection on electricity due to illegal connection and theft. Continuous investigation and audit electricity meters to reduce theft	Finance report
Waste Management	2,474	10,824	4,998	Expenditure affected by non-spending on Employee related costs, Maintenance, Mini dumping site and landfill sites items. Some are affected by implementation of containment measures.	0	0	0	None	26,346	32,815	33,926	Target met	Finance report
Total by Vote	465,328	760,329	509,937		31,122	57,246	48,487		599,926	736,212	653,231		Finance report

8. 2023/24 Fourth Quarter Performance Per Key Performance Area

<i>Under-Performance</i>	0 - 49%
<i>Partially achieved</i>	50 – 74%
<i>Good Performance</i>	75 – 100%
<i>Over achieved</i>	Over 100%
<i>No performance</i>	

Note:

1. Over achievement Standards does not apply to compliance targets
2. Over achievement standards applies to service delivery targets and core business of the municipality

KPA: Spatial Rationale

KPA 1: Spatial Rationale													
PMS No. & Performance Area	Cluster	IDP Objective	Key Performance Indicator	Responsible Manager	Baseline (30/06/23)	Annual Target 30/06/24	Budget	Fourth Quarter target (01 April 2024-30 June 2024)	Fourth Quarter Actual performance	Actual Performance Variance	Remarks and challenges	Corrective Measures/ Interventions	Evidence Required
1.1 Spatial Planning													
1.1.1	Governance and Administration	Sustain the environment	Number of supplementary valuation roll reviewed by 30/06/2024	Senior Manager Planning & Development	1	1	OPEX	1	1	0	Supplementary valuation roll was developed and presented to council	None	Supplementary valuation roll and Council resolution
1.1.2	Governance and Administration	Sustain the environment	Number of 2024/29 General Valuation roll developed by 30/06/2024	Senior Manager Planning & Development	1	1	OPEX	1	0	1	The project tender was non responsive, which caused delay in appointing the service provider.	The service provider to conduct General Valuation roll for 2024-2030 has been appointed	Council resolution and General Valuation Roll 2024/29
1.1.3	Governance and Administration	Sustain the environment	Turnaround time of complete land use & development applications submitted to Mopani Planning Tribunal by 30/06/2024.	Senior Manager Planning & Development	Within 90 days of receipt	Within 90 days of receipt	OPEX	Within 90 days of receipt	12 applications received and submitted to Mopani Planning Tribunal with 90 days of receipt	0	All applications received were submitted to Mopani Planning Tribunal within 90 days	None	Date of receipt of complete application and Proof of Submission register to Mopani Planning Tribunal

KPA 2: BASIC SERVICE DELIVERY

KPA 2: SERVICE DELIVERY													
PMS No. & Performance Area	Cluster	IDP Objective	Key Performance Indicator	Responsible Manager	Baseline (30/06/23)	Annual Target 30/06/24	Budget	Fourth Quarter target (01 April 2024-30 June 2024)	Fourth Quarter Actual Performance	Actual Performance Variance	Remarks and challenges	Corrective Measures/ Interventions	Evidence Required
2.1 Electricity													
2.1.1	Technical infrastructure	Provision of sustainable integrated infrastructure and service	% on reduction of electricity losses each quarter by 30/06/2024	Senior Manager Technical Services	17.7%	4%	OPEX	4%	1.46%	2.54%	Non-functional and non-buying meters are impacting on losses	Meter audits are in progress. Replacement of 500 single phase and 100 Large power user meters are targeted for in the 2024/25FY. Electricity audits are in progress through Revenue Enhancement Strategy.	BPM billing to consumers, Eskom bill and distribution loss
2.1.2	Technical infrastructure	Provision of sustainable integrated infrastructure and service	Expenditure on electricity capital funding spent per quarter by 30/06/2024	Senior Manager Technical Services	R7 999 676.00	R15 794 000.00	INEP	R15 794 000.00	R15 792 642.00	R1358.00	None	None	Payment Certificates and Expenditure Reports
2.1.3	Technical infrastructure	Provision of sustainable integrated infrastructure and service	Number of HH with access to electricity in Municipal Licenced area (Phalaborwa Town) by 30/06/2024	Senior Manager Technical Services	3931	3931	OPEX	3931	3931	0	3931 HH have access to electricity in Municipal Licenced area	None	Household, Number of HH list on conventional and pre-paid.
2.1.4	Technical infrastructure	Provision of sustainable integrated infrastructure and service	Number of indigent HH receiving free basic electricity by 30/06/2024	Chief Financial Officer	419	2716	OPEX	2716	890	-1826	Low number of registered indigents	Encourage customers to register for indigent subsidy	Indigent Register and Proof of payment to ESKOM

KPA 2: SERVICE DELIVERY													
PMS No. & Performance Area	Cluster	IDP Objective	Key Performance Indicator	Responsible Manager	Baseline (30/06/23)	Annual Target 30/06/24	Budget	Fourth Quarter target (01 April 2024-30 June 2024)	Fourth Quarter Actual Performance	Actual Performance Variance	Remarks and challenges	Corrective Measures/ Interventions	Evidence Required
2.2 Roads & Storm Water													
2.2.1	Technical infrastructure	Provision of sustainable integrated infrastructure and services	Number of kilometres of gravel roads upgraded to tar by 30/06/2024 . (Benfarm Upgrading of street)	Senior Manager Technical Services	0km	3.8km Practical completion	CAPEX	3.8km Practical completion	Project is in progress. 3.0km of road has been surfaced by end of June 2024	0.8km is not yet surfaced	The contractor is experiencing slow delivery of concrete from the surfacing subcontractors	Contractor has been instructed to run multiple activities	Progress reports, Project Completion Certificate for the 4 th quarter.
2.2.2	Technical infrastructure	Provision of sustainable integrated infrastructure and service	Expenditure on roads and storm water capital funding spent per quarter by 30/06/2024	Senior Manager Technical Services	R26 218 078.47	R24 042 000.00	MIG	R24 042 000.00	R25 931 468.05	+R1 889 468.05	None	None	Payment Certificates and Expenditure Reports
2.3 Parks and Cemetery													
2.3.1	Protect Environment and Community Well being	Sustain the Environment	Number of parks maintained per month by 30/06/2024 (Wildevye, Phalaborwa Fourways, Sealane, Buffalo King Fisher, Impala Park, Namakgale Entrance, Defryn, Gravelote Park)	Senior Manager Community Services	9	9	OPEX	9	9	0	Water restrictions, illegal dumping, Unauthorized packing of the vehicle. Unauthorized vendors Oil spillages resulting from mechanical activities	Appointment of law enforcement.	Monthly Maintenance plan & Maintenance reports with pictures
2.3.2	Protect Environment and Community Well being	Sustain the Environment	Number of cemeteries maintained per month by 30/06/2024	Senior Manager Community Services	4	4	OPEX	4	4	0	Unfenced cemeteries (Nmakgale and Lulekani)	Fence need to be erected	Monthly Maintenance plan & Maintenance reports with

KPA 2: SERVICE DELIVERY													
PMS No. & Performance Area	Cluster	IDP Objective	Key Performance Indicator	Responsible Manager	Baseline (30/06/23)	Annual Target 30/06/24	Budget	Fourth Quarter target (01 April 2024-30 June 2024)	Fourth Quarter Actual Performance	Actual Performance Variance	Remarks and challenges	Corrective Measures/ Interventions	Evidence Required
			(Phalaborwa, Lulekani, Namakgale and Gravellote)										pictures
2.4 Waste Management													
2.4.1	Protect Environment and Community Well being	Sustain the Environment	Number of Monthly Maintenance of Phalaborwa landfill site by 30/06/2024	Senior Manager Community Services	4	12	OPEX	3	12	0	The lifespan of the current landfill site has reached its maximum operational years as per the license conditions.	Application done through the relevant licensing authority for the extension of the operation of the landfill site.	Monthly maintenance reports as per Service Level Agreement & Landfill site Maintenance Checklists
2.4.2	Protect Environment and Community Well being	Sustain the Environment	Number of Urban Households & Businesses with access to basic waste removal services (Phalaborwa town, Gravellote, Namakgale and Lulekani) by 30/06/2024	Senior Manager Community Services	12542	13265	OPEX	13265	12542	723	Frequent breakdown of refuse removal vehicles and long turnaround time for the repairs of such vehicles.	Rotational method involving the sharing of refuse compactor trucks between areas and also request for overtime work as and when a need arises.	Collection Schedule & Confirmation of waste collection by Ward Councillors
2.4.3	Protect Environment and Community Well being	Sustain the Environment	Number of rural villages with access to basic waste removal services by 30/06/2024 (Mashishimale &)	Senior Manager Community Services	2	2	OPEX	2	2	0	Breakdown of Tipper Truck for Pilot Waste Removal in the villages for the longest time.	Placing of Skip Bins within strategic areas.	Collection Schedule & Confirmation of waste collection by Ward Councillors

KPA 2: SERVICE DELIVERY													
PMS No. & Performance Area	Cluster	IDP Objective	Key Performance Indicator	Responsible Manager	Baseline (30/06/23)	Annual Target 30/06/24	Budget	Fourth Quarter target (01 April 2024-30 June 2024)	Fourth Quarter Actual Performance	Actual Performance Variance	Remarks and challenges	Corrective Measures/ Interventions	Evidence Required
			Makhushane)										
2.4.4	Protect Environment and Community Well being	Sustain the Environment	Number of indigent Households receiving free basic waste removal service by 30/06/2024	Senior Manager Community Services	334	516	OPEX	516	516	0	Few people have registered for indigent services.	Encourage communities to register for free basic waste removal.	List of Indigent Households receiving free basic waste removal

KPA 3: MUNICIPAL FINANCIAL VIABILITY AND MANAGEMENT

KPA 3: Municipal Financial Viability and Management													
PMS No. & Performance Area	Cluster	IDP Objective	Key Performance Indicator	Responsible Manager	Baseline (30/06/23)	Annual Target 30/06/24	Budget	Fourth Quarter target (01 April 2024- 30 June 2024)	Fourth Quarter Actual Performance	Actual Performance Variance	Remarks and challenges	Corrective Measures/ Interventions	Evidence Required
3.1 Financial Management													
3.1.3	Good governance and administration	Good corporate governance and public participation	Number of approved 2024/25 Final Budget by Council by 31/05/2024 (1 month before the start of the new financial year)	Municipal Manager	1	1	OPEX	1	1	0	2024/25 Final Budget by Council on 09 May 2024	None	Final Budget approved by Council. Council resolution
3.1.4	Good governance and administration	Good corporate governance and public participation	Number of reviewed budget related policies by 30/06/2024	Chief Financial Officer	23	23	OPEX	23	29	+6	27 budget related policies reviewed	None	Approved budget related policies and Council resolution
3.1.6	Governance and administration	Improve financial viability	Number of quarterly movable asset verifications conducted by 30/06/2024	Chief Financial Officer	4	4	OPEX	1	1	0	Quarterly movable asset verifications conducted	None	Quarterly assets verifications reports
3.1.7	Governance and administration	Improve financial viability	Number of monthly strings uploaded using the LG Portal within 10 working days at the end of each month by 30/06/2024	Chief Financial Officer	12	12	OPEX	12	12	0	Monthly strings uploaded using the LG Portal within 10 working days at the end of each month	None	Monthly strings Proof of submission within 10 working days.
3.1.8	Governance and administration	Improve financial viability	% of improvement in revenue collection quarterly (improvement from 65% to	Chief Financial Officer	78%	80%	OPEX	80%	76%	-4%	Illegal Connection Old Infrastructure	Technical is busy with Meter replacements. Meter Auditing is	Quarterly reports on revenue collection

KPA 3: Municipal Financial Viability and Management													
PMS No. & Performance Area	Cluster	IDP Objective	Key Performance Indicator	Responsible Manager	Baseline (30/06/23)	Annual Target 30/06/24	Budget	Fourth Quarter target (01 April 2024- 30 June 2024)	Fourth Quarter Actual Performance	Actual Performance Variance	Remarks and challenges	Corrective Measures/ Interventions	Evidence Required
			80% by 30/06/2024 budget year)									underway to curb illegal connection	
3.1.9	Governance and administration	Improve financial viability	% of Debt collected by 30/06/2024	Chief Financial Officer	8%	15%	OPEX	15%	19%	+4%	None	None	Quarterly reports on debt collection
3.1.10	Good governance and administration	Good corporate governance and public participation	Number of updated indigent register by 30/06/2024	Chief Financial Officer	1	1	OPEX	1	1	0	Low number of registered indigents	Low number of registered indigents	Updated indigent register.
3.1.11	Good governance and administration	Improve financial viability	Expenditure spent quarterly on MIG by 30/06/2024	Senior Manager Technical Services	R36 185 997.00	R35 156 000	MIG	R35 156 000	R35 155 793.50	R206.5	100% was reached by end of June 2024	None	MIG monitoring report/payment certificates/Grant reconciliation

KPA 4: LOCAL ECONOMIC DEVELOPMENT

KPA 4: Local Economic Development													
PMS No. & Performance Area	Cluster	IDP Objective	Key Performance Indicator	Responsible Manager	Baseline (30/06/23)	Annual Target 30/06/24	Budget	Fourth Quarter target (01 April 2024-30 June 2024)	Fourth Quarter Actual Performance	Actual Performance Variance	Remarks and challenges	Corrective Measures/ Interventions	Evidence Required
4.1 Job creation													
4.1.1	Economic	Promotion of local economy	Number of jobs created through capital Projects by 30/06/2024 (Temporary jobs)	Senior Manager Technical Services	84	70	CAPEX	70	82	+12	82 Jobs were created through capital Projects	None	Certified ID copies, payment registers and employment contracts
4.1.3	Economic	Promotion of local economy	Number of LED Forums meetings held by 30/06/2024.	Senior Manager Planning and Development	4	4	OPEX	1	1	0	Four quarterly meetings held.	None	Invitations, Attendance register and minutes
4.2 Enterprise Support													
4.2.1	Economic	Promotion of local economy	Number of SMMEs supported through the municipal SCM (procurement) by 30/06/2024	Chief Financial Officer	459	200	OPEX & CAPITAL	200	381	+181	181 SMMEs supported through the municipal SCM	None	System generated Expenditure report with SMMEs supported
4.2.2	Economic	Promotion of local economy	Number of activities promoting and marketing Baphalaborwa Municipality as a tourist destination by 30/06/2024	Senior Manager Planning and Development	4	4 (Tourism month activities, Marula Activities, Rand Show, and Africa's Travel Indaba)	OPEX	1 Marula Activities 1 Rand Show 1 Africa's Travel Indaba	4	0	Tourism month, Marula festivities, Rand Show, Africa Travel Indaba	None	Invitations, Attendance register, reports

KPA 5: Municipal Transformation and Institutional Development

KPA 5: Municipal Transformation and Institutional Development													
PMS No. & Performance Area	Cluster	IDP Objective	Key Performance Indicator	Responsible Manager	Baseline (30/06/23)	Annual Target 30/06/24	Budget	Fourth Quarter target (01 April 2024-30 June 2024)	Fourth Quarter Actual Performance	Actual Performance Variance	Remarks	Corrective Measures/ Interventions	Evidence Required
5.1 Organisational Design & Human Resource													
5.1.1	Good governance and administration	Attract, develop, and retain best human capital.	Number of reviewed Municipal Organisational structure by 30/06/2024	Senior Manager Corporate Services	1	1	OPEX	1	1	0	The 2024/2025 Organizational Structure was reviewed and approved by the Council as per Council Resolution No: 827/2024	None	Council Resolution and Reviewed organizational structure with dates.
5.1.2	Good governance and administration	Good corporate governance and public participation	Number of HR Policies Reviewed by 30/06/2024	Senior Manager Corporate Services	0	6	OPEX	6	07	+1	The following policies were reviewed and approved by the Council 1. Motor vehicle Policy 2. Placement Policy 3. Staff Provisioning Policy 4. Overtime Policy 5. Acting on Higher Position Policy	None	Council Resolutions on Reviewed policies and copies of Reviewed Policies.

KPA 5: Municipal Transformation and Institutional Development													
PMS No. & Performance Area	Cluster	IDP Objective	Key Performance Indicator	Responsible Manager	Baseline (30/06/23)	Annual Target 30/06/24	Budget	Fourth Quarter target (01 April 2024-30 June 2024)	Fourth Quarter Actual Performance	Actual Performance Variance	Remarks	Corrective Measures/ Interventions	Evidence Required
											6. Leave Policy 7. Training Policy		
5.1.3	Good governance and administration	Attract, develop, and retain best human capital	Number of prioritised vacant positions to be filled per quarter by 30/06/2024	Senior Manager Corporate Services	20	20	OPEX	20	18	-2	X18 Positions were appointed as follows: 2X Artisan Plumber 1 X Admin Officer Committees 1X Manager: Budget and Financial Control 1X Senior Accounting Clerk: Fleet Inspection 1X EPWP-Coordinator 1X Manager: Asset Management 1X Senior Town Planner 1X Traffic Inspector 7X MFMA Interns	The implementation of the Recruitment Plan will be carried over to the 2024/2025 financial year.	Recruitment plan on critical positions and Appointment letters

KPA 5: Municipal Transformation and Institutional Development													
PMS No. & Performance Area	Cluster	IDP Objective	Key Performance Indicator	Responsible Manager	Baseline (30/06/23)	Annual Target 30/06/24	Budget	Fourth Quarter target (01 April 2024-30 June 2024)	Fourth Quarter Actual Performance	Actual Performance Variance	Remarks	Corrective Measures/ Interventions	Evidence Required
											1 X Risk Management Chairperson. 1 X ICT Steering Chairperson. Delays in appointments due to lengthy vetting processes of Qualifications and Security Clearance from External Stakeholders.		
5.2 Employment Equity													
5.2.1		Good corporate governance and public participation	Number of EEP Post filled on Level 0,2,3 filled by 30/06/2024	Senior Manager Corporate Services	1	3	OPEX	3	2	-1	X2 Positions were appointed as follows: Manager: Budget and Financial Control Manager: Asset Management	Delays in appointments due to the vetting processes by stakeholders.	Implementation report on the Equity Plan & appointment letters

KPA 5: Municipal Transformation and Institutional Development													
PMS No. & Performance Area	Cluster	IDP Objective	Key Performance Indicator	Responsible Manager	Baseline (30/06/23)	Annual Target 30/06/24	Budget	Fourth Quarter target (01 April 2024-30 June 2024)	Fourth Quarter Actual Performance	Actual Performance Variance	Remarks	Corrective Measures/ Interventions	Evidence Required
5.3 Skills Development													
5.3.1	Good governance and administration	Attract, develop, and retain best human capital	Number of Reviewed and submitted Skills Development Plan by 30/04/2024	Senior Manager Corporate Services	1	1	OPEX	1	1	0	The 2024/2025 WSP was approved and submitted to the LGSETA on the 29 th of April 2024.	None	WSP & proof of submission to LG SETA
5.3.2	Good governance and administration	Attract, develop, and retain best human capital	Amount of Municipal budget allocated and spent on work skills development per quarter 30/06/2024 (1% legislation)	Senior Manager Corporate Services	R1 294 957.70	R1 644 881.06	OPEX	R1 644 881.06	R1 255 545.09	-R389 335,97	Delays in the implementation due to the Supply Chain Process on the appointments of service providers.	Continue with the 2024/2025 WSP and expedite the SCM processes in appointing Service Providers	Expenditure reports; implementation reports
5.5 OHS													
5.5.1	Good governance and administration	Good corporate governance and public participation	Number of schedule Institutional OHS quarterly meetings held by 30/06/2024	Senior Manager Corporate Services	4	4	OPEX	4	4	0	Four Meetings were held as follows: 11 July 2023 12 October 2023 16 January 2024 09 April 2024	None	Quarterly Reports, minutes, and attendance registers

KPA 6: GOOD GOVERNANCE & PUBLIC PARTICIPATION

KPA 6: Good Governance and Public Participation													
PMS No. & Performance Area	Cluster	IDP Objective	Key Performance Indicator	Responsible Manager	Baseline (30/06/23)	Annual Target 30/06/24	Budget	Fourth Quarter target (01 April 2024- 30 June 2024)	Fourth Quarter Actual Performance	Actual Performance Variance	Remarks	Corrective Measures/ Interventions	Evidence Required
6.1 Council and Executive Management													
6.1.1	Good governance and administration	Good corporate governance and public participation	Number of scheduled Council meetings held by 30/06/2024	Senior Manager Corporate Services	16	11	OPEX	3	3	0	Three Council Meetings were held.	None	Minutes of council meetings, attendance registers
6.1.2	Good governance and administration	Good corporate governance and public participation	Number of scheduled Exco meetings held by 30/06/2024	Senior Manager Corporate Services	17	11	OPEX	3	3	0	Three EXCO meetings were held.	None	Minutes of EXCO meetings, attendance registers
6.1.3	Good governance and administration	Good corporate governance and public participation	Number of scheduled quarterly MPAC meetings held as per legislation by 30/06/2024	Municipal Manager	13	4	OPEX	1	3	+ 2	Three MPAC meetings were held. One ordinary and two special meeting	None	Council Approved MPAC schedule of meetings & Attendance registers
6.1.4	Good governance and administration	Good corporate governance and public participation	% of MPAC quarterly Recommendations approved by Council implemented by 30/06/2024	Municipal Manager	100%	100%	OPEX	100%	100%	100%	100% MPAC quarterly recommendations approved by Council implemented	None	Council Resolutions on MPAC Recommendations and Progress Report on the implementation of the Council Resolutions
6.1.5	Good governance and administration	Good corporate governance and public participation	Number of scheduled monthly senior management meetings held by 30/06/2024	Municipal Manager	15	11	OPEX	2	5	+3	Five Senior Management meetings were held. Two ordinary meeting and two special meeting	None	Minutes of Senior Management meetings, attendance registers
6.1.6	Good governance and administration	Good corporate governance and public participation	Number of scheduled monthly Portfolio Committee meetings held by 30/06/2024	Municipal Manager	62	55	OPEX	55	49	-6	49 Portfolio meetings were held.	None	Minutes of Portfolio meetings, attendance registers

KPA 6: Good Governance and Public Participation													
PMS No. & Performance Area	Cluster	IDP Objective	Key Performance Indicator	Responsible Manager	Baseline (30/06/23)	Annual Target 30/06/24	Budget	Fourth Quarter target (01 April 2024-30 June 2024)	Fourth Quarter Actual Performance	Actual Performance Variance	Remarks	Corrective Measures/ Interventions	Evidence Required
6.2 Public Participation and Ward Committees													
6.2.1	Good governance and administration	Good corporate governance and public participation	Number of IDP REP Forum meetings held by 30/06/2024.	Municipal Manager	3	4	OPEX	1	1	0	One IDP rep forum meeting was held as per schedule	None	Attendance registers, agendas, invitations
6.2.2	Good governance and administration	Good corporate governance and public participation	Number of IDP Steering Committee meetings held by 30/06/2024	Municipal Manager	3	4	OPEX	1	1	0	One IDP Steering committee	None	Attendance registers, agendas, invitations
6.2.3	Good governance and administration	Good corporate governance and public participation	Number of scheduled and convened monthly ward Committee meetings per ward by 30/06/2024. (Functionality of ward committees)	Municipal Manager	288	209	OPEX	57	57	0	Ward committee meetings were held as per schedule.	None	Minutes, attendance register, and Consolidated Ward Committee Report
6.2.4	Good governance and administration	Good corporate governance and public participation	Number of quarterly Mayoral Imbizos and public participation by 30/06/ 2024	Municipal Manager	4	4	OPEX	1	1	0	Public Participation meetings were held in the month of April.	None	Public notices, attendance register and Community Inputs report.
6.2.5	Good governance and administration	Good corporate governance and public participation	% of complains resolved quarterly by 30/06/2024	Senior Manager Technical Services	72%	100%	OPEX	100%	74%	26%	2013 were reported and 1489, due to the following Old electrical, sewer and water infrastructure and shortage of personnel	Refurbishment of the network infrastructure and filling of all vacant positions to improve the turnaround time in attending complaints	Complains Register.

KPA 6: Good Governance and Public Participation													
PMS No. & Performance Area	Cluster	IDP Objective	Key Performance Indicator	Responsible Manager	Baseline (30/06/23)	Annual Target 30/06/24	Budget	Fourth Quarter target (01 April 2024-30 June 2024)	Fourth Quarter Actual Performance	Actual Performance Variance	Remarks	Corrective Measures/ Interventions	Evidence Required
6.3 Corporate Governance													
6.3.1	Good governance and administration	Good corporate governance and public participation	Number of Audit Committee meetings held by 30/06/2024	Municipal Manager	13	7	OPEX	2	3	+1	Three Audit committee meetings were held. Special Meetings were for BTO Assessment, IDP Review due to early Council approval	None	Copies of approved minutes, attendance registers
6.3.2	Good governance and administration	Good corporate governance and public participation	Number of Reviewed and approved 2024/25 Audit Committee Charter by 30/06/2024	Municipal Manager	1	1	OPEX	1	1	0	The Council approved 2024 /2025 Committee Charter on the 27 June 2024.	None	Approved Audit Committee Charter and Council Resolution
6.3.3	Good governance and administration	Good corporate governance and public participation	Number of Audit Steering Committee meetings held by 30/06/2024	Municipal Manager	24	24	OPEX	24	30	+6	More meetings were held to monitor the Audit by AGSA	None	Approved minutes and attendance registers. (Exco and Management)
6.3.4	Good governance and administration	Good corporate governance and public participation	Number of 2024/25 Risk-based Audit Plan reviewed and approved by 30/06/2024	Municipal Manager	1	1	OPEX	1	1	0	The Council approved 2024 /2025 Risk-Based Audit Plan on the 27 June 2024.	None	Approved Risk-based audit plan and AC Resolution
6.3.5	Good governance and administration	Good corporate governance and public participation	% Implementation of IA Plan by 30/06/2024	Chief Executive Audit	91%	100%	OPEX	100%	100%	0	All planned audits were executed by 30 June 2024	None	Audit Committee Report with progress on Internal Audit Plan & Council Resolution
6.3.6	Good governance and administration	Good corporate governance and public participation	% Implementation of Internal Audit Action Plan by 30/06/2024	Municipal Manager	86%	90%	OPEX	90%	93%	+3%	Management implemented more than planned.	None	Internal Audit Institutional Follow-up Report

KPA 6: Good Governance and Public Participation													
PMS No. & Performance Area	Cluster	IDP Objective	Key Performance Indicator	Responsible Manager	Baseline (30/06/23)	Annual Target 30/06/24	Budget	Fourth Quarter target (01 April 2024-30 June 2024)	Fourth Quarter Actual Performance	Actual Performance Variance	Remarks	Corrective Measures/ Interventions	Evidence Required
6.3.7	Good governance and administration	Good corporate governance and public participation	Number of Audit Committees Reports presented to Council by 30/06/2024	Chief Executive Audit	5	4	OPEX	1	1	0	AC Chairperson presented Audit Committee Reports to Council on the 27 June 2024.	None	Audit Committee Reports and Council Resolution
6.3.8	Good governance and administration	Good corporate governance and public participation	% implementation of Audit Committee Resolutions	Municipal Manager	95%	100%	OPEX	100%	98%	-2%	Resolution on Overtime investigation was not resolved by year-end. This is the resolution outstanding	Report to be presented to Audit Committee in the month of July 2024	Audited Audit Committee Institutional Resolution Register
6.3.12	Good governance and administration	Good corporate governance and public participation	% of implementation AG Action Plan by 30/06/2024	Municipal Manager	54%	80%	OPEX	80%	49%	-31%	The following audit findings are still in-progress.	The findings will be addressed by 31 August 2024. Others will be addressed by 31 December 2024	Audited AG Action Plan
6.3.13	Good governance and administration	Good corporate governance and public participation	Number of Local Labour Forum meetings convened by 30/06/2024	Senior Manager Corporate Services	2	11	OPEX	3	6	+3	Six Local Labour Forum meetings were held .	None	LLF minutes, invitations, and attendance register.
6.4 Risk Management, Fraud & Anti-Corruption													
6.4.1	Good governance and administration	Good corporate governance and public participation	Number of reviewed fraud and anti-corruption strategy approved by 30/06/2024	Municipal Manager	1	1	OPEX	1	1	0	Fraud and anti-corruption strategy was reviewed and approved on 09 May 2024	None	Approved fraud and Anti-Corruption strategy and Council resolution
6.4.2	Good governance and administration	Good corporate governance and public participation	Number of Reviewed Institutional Strategic Risk Register	Municipal Manager	1	1	OPEX	1	1	0	Institutional Strategic Risk Register was reviewed and approved on the	None	Approved Institutional Strategic Risk register and council resolution

KPA 6: Good Governance and Public Participation													
PMS No. & Performance Area	Cluster	IDP Objective	Key Performance Indicator	Responsible Manager	Baseline (30/06/23)	Annual Target 30/06/24	Budget	Fourth Quarter target (01 April 2024-30 June 2024)	Fourth Quarter Actual Performance	Actual Performance Variance	Remarks	Corrective Measures/ Interventions	Evidence Required
			approved by 30/06/2024								09 May 2024		
6.4.3	Good governance and administration	Good corporate governance and public participation	Number of Institutional Risk Management Committee meetings held by 30/06/2024	Municipal Manager	4	4	OPEX	1	4	+3	Meetings were held on the 1/08/2023 17/10/2023 19/02/2024 5/05/2024	None	Minutes of the Risk Committee meeting and attendance register
6.4.4	Good governance and administration	Good corporate governance and public participation	% of fraud and corruption cases reported and investigated within 30 working days by 30/06/2024	Municipal Manager	No case reported	100%	OPEX	100%			No case were reported for investigation.		Case register and Investigation reports
6.5 HIV/AIDS													
6.5.1	Good governance and administration	Provision of sustainable integrated infrastructure and services	Number of outreach programmes conducted within Ba-Phalaborwa Municipality by 30/06/2024	Municipal Manager	13	3	OPEX	1	1	0	AIDS Candle Light Memorial was held the month of May 2024.	None	Outreach programmes report Attendance registers Invitations Agenda
6.6 Security management													
6.6.1	Governance and Administration	Good corporate governance and public participation	Number of Security Management reports for Safeguarding of Council Assets by 30/06/2024	Municipal Manager	4	4	OPEX	1	1	0	Security Management reports for Safeguarding of Council Assets was reported to council.	None	Security Management Reports & Council Resolution
6.7 Disaster Management													
6.7.1	Governance and Administration	Good corporate governance	Number of disaster awareness	Municipal Manager	14	4	OPEX	1	1	0	Disaster awareness campaign was	None	Invitations, Attendance registers and disaster

KPA 6: Good Governance and Public Participation													
PMS No. & Performance Area	Cluster	IDP Objective	Key Performance Indicator	Responsible Manager	Baseline (30/06/23)	Annual Target 30/06/24	Budget	Fourth Quarter target (01 April 2024-30 June 2024)	Fourth Quarter Actual Performance	Actual Performance Variance	Remarks	Corrective Measures/ Interventions	Evidence Required
	on	and public participation	campaigns conducted by 30/06/2024								conducted 13 June 2024		awareness conducted reports
6.8 Performance Management System													
6.8.5	Good governance and administration	Good corporate governance and public participation	Number of Draft 2024/25 SDBIP submitted to the Mayor 14 days after the adoption of the IDP and Budget)	Municipal Manager	1	1	OPEX	1	1	0	Draft 2024/25 SDBIP was submitted to the Mayor 14 days after the approval of the IDP and SDBIP	None	2024/25 Draft SDBIP submitted to the Mayor and proof of submission to the Mayor.
6.8.6	Good governance and administration	Good corporate governance and public participation	Number of approved Final 2024/25 SDBIP (28 days after the adoption of the IDP and Budget) approved by mayor	Municipal Manager	1	1	OPEX	1	1	0	Final 2024/25 SDBIP was approved by the Mayor 28 days after the approval of final IDP and Budget	None	2024/25 Final SDBIP approved by the Mayor (Signed and Dated)
6.9 Integrated Development planning													
6.9.3	Governance and Administration	Good corporate governance and public participation	Number of 2024/25 Final IDP approved by Council 31/05/2024	Municipal Manager	1	1	OPEX	1	1	0	2024/25 Final IDP was approved by council on 09 May 2024	None	Approve 2024/25 Final IDP and Council resolution
6.10 Communication													
6.10.1	Governance and Administration	Advance good corporate governance	Number of Communication Strategy reviewed and approved by Council by 30/06/2024	Municipal Manager	1	1	OPEX	1	1	0	Communication Strategy reviewed and approved in May 2024	None	Approved Communication strategy and Council resolution

KPA 6: Good Governance and Public Participation													
PMS No. & Performance Area	Cluster	IDP Objective	Key Performance Indicator	Responsible Manager	Baseline (30/06/23)	Annual Target 30/06/24	Budget	Fourth Quarter target (01 April 2024-30 June 2024)	Fourth Quarter Actual Performance	Actual Performance Variance	Remarks	Corrective Measures/ Interventions	Evidence Required
6.10.2	Governance and Administration	Advance good corporate governance	% for submission of information for publishing on the website in accordance with legislation checklist by 30/06/2024	Municipal Manager	100%	100%	OPEX	100%	100%	0%	information was submitted for publishing on the website in accordance with legislation checklist	None	Legislation Checklist, Proof of submission to IT
6.10.3	Governance and Administration	Advance good corporate governance	Number of Local Communicators Forum held by 30/06/2024	Communication manager	4	4	OPEX	1	1	0	Local Communicators Forum was held 12 June 2024	None	Invitations, Minutes, and attendance registers

15.Capital Projects Per Responsible Manager

Responsible Manager	Project Name	Total Capital Budget (R'000)	Adjustment budget	Planned Start Date	Planned Completion Date	Ward No.	Fourth Quarter target (01 April 2024-30 June 2024)	Fourth Quarter Actual Performance	Remarks	Challenges	Corrective Measures/ Interventions	Evidence required
Internally funded												
Waste Management												
Senior Manager Planning and Development	Establishment Cemetery at Gravelotte	R1 000 000.00	R1 000 000.00	01/07/23	30/06/24	18	Approval	Service Provider has been appointed	The project is behind schedule	The project is behind schedule	The Service provider has been appointed	Advert and appointment. Specialised studies report Receipt of application and Proof of submission to Tribunal Expenditure report
Office Furniture and Equipment												
Senior Manager Corporate	Furniture and Equipment	R 1 500 000. 00	R 1 500 000. 00	01/07/23	30/06/24		Requisition Delivery note	Procurement of Office furniture is R846,720.00	Under expenditure of 653 280.	Delays in procurement processes.	Procurement of furniture will be rolled over to the 2024/2025	Request for purchase and Payment certificate, Expenditure report
Integrated National Electrification Projects (INEP)												
Senior Manager Technical	Electrification of new villages within Ba-Phalaborwa Municipality as	R20 794 000.00	R15 794 000.00	01/07/23	30/06/24	3,8,9,18 & 19	Construction & Close out	Priska and Nondweni Pre-Eng were	There were delays experienced on the	Matikoxikaya and Majeje, are awaiting energising from	The Mashishimale, Nyakelani and	Advertisement, Appointment letters, Progress Reports,

	per DMRE's approval: Majeje Ext Phase 2 - 400 units (Ward 3), Makhushane Camp - 180 units (Ward 19), Mashishimale - 75 Units (Ward), Mosemaneng - 250 Units (Ward 09), Nondweni Pee-eng 120 units (Ward 18) Priska pre-eng (Ward 18)							completed Expenditure : R15 792 642.00	Makhushane, Nyakelani and Mashishimale projects due to the capacity of Namakgale substation. ESKOM only granted permission in April for proceeding with these connections	ESKOM. The connections for Makhushane, Nyakelani and Mashishimale are behind schedule since they were only granted permission by ESKOM in April 2024 for proceeding with these connections	Mashishimale projects will be completed in the 2024/25 FY. Matikoxikaya and Majeje are awaiting energising by ESKOM	Completion certificate, Expenditure report
Energy Efficiency and Demand Side Management (EEDSM)												
Senior Manager Technical	Replacement of streetlights to energy saving lights in Ba-phalaborwa	R4 000 000.00	R4 000 000.00	01/07/23	30/06/24		Construction & Close out	The project for replacement of streetlights to energy saving was completed Expenditure : R3 661 140.00	The project is Complete	None	None	Advertisement, Appointment letters, Progress Reports, Completion certificate, Expenditure report
Municipal Infrastructure Grant (MIG)												
Senior Manager Technical	Refurbishment of Namakgale stadium	R 15 000 000.00	R9 230 000.00	01/07/23	30/06/24	4 & 5	Construction & Close out	Construction of Namakgale stadium is 81% physical progress Expenditure : R7 340 525.45	The Project was not completed, currently at 81% physical progress	There is slow progress on site. The project experience frequent stoppages due to late payment of local labourers and unpaid invoices of sub-contractors by the contractor	Contractor has been instructed to multiple activities and also pay labourers on time	Advertisement, Appointment letters, Progress Reports, Completion certificate, Expenditure report
Senior Manager Technical	Upgrading of Benfarm road phase 2	R 10 792 000.00	R17 792 000.00	01/07/23	30/06/24	3	Construction & Close out	Construction of the Benfarm road Phase	The Project was not completed, currently at	Contractor is behind planned time.	Contractor has been instructed to run multiple	Advertisement, Appointment letters, Progress Reports,

								2 is at 91% physical progress R20 074 943.26	91%		activities on outstanding activities	Completion certificate, Expenditure report
Senior Manager Technical	Construction of of stormwater culverts in Lulekani	R 10 000.000.00	R6 250 000.00	01/07/23	30/06/24	15	Construction & Close out	R5 856 524.79	Project has reached practical completion	None	None	Advertisement, Appointment letters, Progress Reports, Completion certificate, Expenditure report

Ratings

Rating	Description of rating
1	Poor Performance
2	Fair Performance
3	Good Performance
4	Very Good Performance
5	Performance Above Expectations

Project name	Scope of work	Name of the Service provider	Source of funding	Start date	Completion date	Budget	Fourth Quarter Performance (01 April – 30 June 2024)	Challenges and intervention	Assessment of service provider
									Poor, Fair, Good, Very good & Above expectations
Corporate services									
Legal Services.	Legal Services – Attorneys on the Panel.	Thomas and Swanepoel	Own funding.	19 December 2022	18 November 2025	R9 000 000.00	Performance Above Expectations.	None.	Above expectations
		Manamela Marobela Inc.							
		Raphela Inc.							
		Noko Maimela Attorneys.							
		Chidi Attorneys.							
		Lubisi Attorneys.							
		Verveen Attorneys.							
		M B Mabunda Attorneys.							
		Maloka Sebola Attorneys							
		Mafa and Associates.							
		Makhuvha EM Attorneys							
		MMMG Attorneys							
		Gilbert Motedi Attorneys							
		Modjadji Raphesu Attorneys							
		KAM Attorneys							
		Maboku Managena Attorneys							
		Bright Rikhotso Attorneys.							
		Mahowa Attorneys.							
Financial Management	Acquisition of Enterprise Management System for	CCG System	Ba-Phalaborwa Local	August 2021	July 2024	R14 571 893.46	In Progress	PMS Module not functioning, and	Good



Project name	Scope of work	Name of the Service provider	Source of funding	Start date	Completion date	Budget	Fourth Quarter Performance (01 April – 30 June 2024)	Challenges and intervention	Assessment of service provider
									Poor, Fair, Good, Very good & Above expectations
System	three (3) years		Municipality					the matter was discussed during the Top Management, mSCOA Implementation and Steering Committees	
Rental Installation and maintenance of VoIP for 3 years	Provision of a Telephone System	Advance Voice System (AVS)	Ba-Phalaborwa Municipality	01 January 2020	31 December 2023	R1594 065.72	R 44 279.60 Monthly	None	Very good
Rental of Multifunction Printer	Supply, Maintenance and Support of Multi-Function Printer	DIDO September	Ba-Phalaborwa Municipality	01 July 2022	30 June 2025	R1 245 735.69	R32 000 Monthly In Progress	None	Good
Provision of 42 Cllr Laptops	Supply, and Maintenance of Tools of Trade for Cllrs	Yellow Solutions	Ba-Phalaborwa Municipality	01 April 2022	30 March 2025	R1 240 000.00	R 34 500 Monthly	None	Very Good
Provision Data and Cellophanes	Supply of Data for BPM Officials and Councillors	Vodacom	Ba-Phalaborwa Municipality	April 2024	February 2026	R1 539 334.00	In Progress	Additional 6 lines	Very Good
Provision Cellophanes	Supply of Phones and Minutes	MTN	Ba-Phalaborwa Municipality	April 2024	February 2026		In Progress	Additional 9 lines	Very Good
Furniture and Office Equipment	03x24 BTU Air conditioner 01x12 BTU Air Conditioner	BHL Global Suppliers (Pty)Ltd	Own funding	01 July 2023	30/06/2024	1,500 000.00	Completed	None	Good
	10 Boardroom Chairs	Mahlatse-A-Modimo					Completed	None	Good
	33x President High Back Chairs	Mampudidi Property and development					Completed	None	Very Good
	Covering 45 Chairs at the Council Chamber	Lebete Traiding Pty Ltd					Completed	None	Very Good
	30 High Back Chairs Black Material	Mabedi Khukhanya civil Engineering and Projects					Completed	None	Good
	1x Paper Shredder 60 Sheets 4x30mm	Mabedi Khukhanya Civil Engineering and Projects					Completed	None	Very Good

Project name	Scope of work	Name of the Service provider	Source of funding	Start date	Completion date	Budget	Fourth Quarter Performance (01 April – 30 June 2024)	Challenges and intervention	Assessment of service provider
									Poor, Fair, Good, Very good & Above expectations
	44 Visitors Chairs	Ramohlaba Trading					Completed	None	Very Good
	06 Cashier Draughtsman Chairs with Back Support	Forms Media Independence Africa					Completed	None	Good
Supply PPE	Provision of PPE	Nkululeko Trading Services	Own	June 2022	June 2025	4 700 000.00	In-Progress	None	Good
Planning and Development									
Supplementary valuation	Conduct municipal SV6	DDP Valuers	Internal	2018	2025	150 000	1	None	Good
Property Conveyancing	Transferring of properties in Namakgale D and C	Mahumani Attorneys	Internal	2018	2024	1500 000	0	Project at 60% completion	Good
Establishment Of Gravelotte Cemetery	Layout plan for new cemetery in Gravelotte	Khanani Town Planning Consultant	Internal	2024	2025	1 000 000	0	The project completion is behind due to delays of appointment of service provider, therefor it will continue 24/25 FY	Good
Conducting General Valuation Roll For 2025/2030	Conduct a new General valuation roll for 2025-2030	LUTENDO GROUP	Internal	2024	2025	3000 000	0	The project completion is behind due to delays of appointment of service provider, therefor it will continue 24/25 FY	Good
GIS Link With Financial System	Migration TPAMS IDP Dashboard Billing Viewer	ESRI	Internal	2024	2025	1200 0000	0	The project completion is behind due to delays of appointment of service provider, therefor it will continue 24/25 FY	Good
Housing Sector Plan	Develop Ba-Phalaborwa Housing Sector Plan	ELMON CONSULTING	Internal	2024	2025	600 000	0	The project completion is	Good

Project name	Scope of work	Name of the Service provider	Source of funding	Start date	Completion date	Budget	Fourth Quarter Performance (01 April – 30 June 2024)	Challenges and intervention	Assessment of service provider
									Poor, Fair, Good, Very good & Above expectations
								behind due to delays of appointment of service provider, therefor it will continue 24/25 FY	
Municipal Manager Office									
Co-Source of Internal Audit services	Execution of Internal Audit Projects	Thabi Consulting	Internal	16 February	27 February 2027	R2 872 049,60	Allocated projects for 2023/2024 Financial Year are all completed to the satisfactory level.	The appointment was done later in the year, which caused the team to do work overtime. Adequate plan to be put in place in the 2024/2025 Financial Year	Good.
Budget and Treasury Office									
Vat Review And Recovery	Vat Review And Recovery	Sempro Consulting	Own funding	May 2022	April 2025	8.5% of the collected amount	R1 831 844.44	None	Above expectations
Afs Preparation	Afs Preparation And Fixed Asset Register Compilation	Sempro Consulting	Own funding	July 2021	June 2024	R13 839 275.00	AFS – R2 074 800.00 FAR – R1 385 000.00	None	Good
Debt Collection	Provision of debt collection services for Ba-Phalaborwa Municipality for a period of three (3) years	Noko Maimela	Own funding	June 2022	June 2025	8.5 % of the collected amount	R772 989.44	None	Good
Prepaid Electricity Vending	Selling Prepaid Electricity Tokens	CIGICELL	Own funding	March 2023	February 2025	2.25 % excluding VAT of the amount collected.	R1 096 677.71	None	Good
Meter reading	Reading Water & Electricity Meters	SEMS	Own funding	November 2022	October 24	R5 326 296.36	Water – R2 142 904.53 Electricity – R241 578.86	None	Good

Project name	Scope of work	Name of the Service provider	Source of funding	Start date	Completion date	Budget	Fourth Quarter Performance (01 April – 30 June 2024)	Challenges and intervention	Assessment of service provider
									Poor, Fair, Good, Very good & Above expectations
Technical Services									
Refurbishment of Namakgale stadium	Construction of spectator grandstand, construction of changerooms and ablution facilities, access gates and ticket booths, upgrading of soccerfield, construction of multi-purpose courts, construction of athletic track, construction of parking lot,construction of palisade fencing and installation of electrical and mechanical installations	TP NOKO Contractors	MIG	01/03/2021	27/02/2024	R 7 340 525.45	81%	There is slow progress on site. The contractor is encountering frequent stoppages on site due to late payment of local labourers and unpaid invoices of syb-contractors	Poor
Construction of stormwater culverts in Lulekani	Construction of stormwater culverts	Moreje construction	MIG	24/08/2023	31/05/2024	R5 856 534.45	99.85%	Project has reached practical completion	Good
Benfarm upgrading of street from gravel to tar phase 2	Upgrading of 3.8km road from gravel to tar with complete layer works and road surfacing with 30mm continuously graded asphalt, open drain, edge beams, speed humps, road signs and road markings	Risima project mangers	MIG	14/11/2022	31/05/2024	R20 074 943.26	91%	The contractor is experiencing slow supply of concrete from Mopani group. 3km of road has been surfaced.	Fair

FOURTH QUARTER PERFORMANCE APPROVAL

Monitoring implementation of the SDBIP	<p>Fourth Quarter Performance Report is hereby compiled in terms of Municipal Systems Act (MSA), 32 of 2000, section 46(1) and (2), as well as the MFMA Circular 11 on annual reporting. This report covers the performance information from 01 April 2023 to 30 June 2023 and focuses on the implementation of the Service Delivery Budget and Implementation Plan (SDBIP), in relation to the objectives as encapsulated in the Municipality's Integrated Development and Plan (IDP). This Report reflects actual performance of the Municipality as measured against the performance indicators and targets in its Integrated Development Plan (IDP) and Service Delivery and Budget Implementation Plan (SDBIP) for 2023/2024.</p>
	<p>Progress against the objectives set out in the SDBIP will be monitored and reported on a monthly, quarterly, half-yearly and annual basis.</p>
Signatures	<p style="text-align: center;">2023-24 Fourth Quarter</p> <p style="text-align: center;">Compiled by:</p> <div style="display: flex; justify-content: space-between; align-items: flex-end;"> <div style="text-align: center;">  <hr style="border: 0; border-top: 1px solid black; margin: 5px 0;"/> <p>Dr KKL Pilusa Municipal Manager</p> </div> <div style="text-align: center;"> <p><u>31/07/2024</u></p> <hr style="border: 0; border-top: 1px solid black; margin: 5px 0;"/> <p>Date</p> </div> </div> <p style="text-align: center;">Approved by</p> <div style="display: flex; justify-content: space-between; align-items: flex-end;"> <div style="text-align: center;">  <hr style="border: 0; border-top: 1px solid black; margin: 5px 0;"/> <p>Cllr M M Malatji Mayor</p> </div> <div style="text-align: center;"> <p><u>31/07/2024</u></p> <hr style="border: 0; border-top: 1px solid black; margin: 5px 0;"/> <p>Date</p> </div> </div>

Annexure A

Methodology

Ba-Phalaborwa Municipality uses the cumulative method on reporting the actual on the Service Delivery Budget Implementation Plan.

The difference in the figures is the rounding of figures from the budget to the nearest thousands.

Technical Definitions

AFS

AFS stands for Annual Financial Statements

BPM

BPM stands for Ba-Phalaborwa Municipality

HH

Household

Baseline

The performance of the previous year

Urban Areas

The urban areas refer to Phalaborwa, Namakgale, Lulekani and Gravelotte.

Reduction in water losses

This is calculated as follows: $\text{Lepelle bill less BPM bill} / \text{Lepelle bill} \times 100$.

Reduction in electricity losses

This is calculated as follows: $\text{Eskom bill less BPM bill} / \text{Eskom bill} \times 100$.

Kilometres of roads upgrade from gravel to tar/paving

This relates 3.8km of Benfarm Upgrading of street)

Rehabilitation

Replacement of old road surface (tar) with a new one.

Site Establishment/ Set-up Construction Site

Arrangement of offices, bringing the machinery and equipment onsite.

Tourism Initiatives Activities

September Tourism Month –Heritage Day Celebration, Tourism workshops and Marathon.

Tourism Indaba – Procurement of promotional materials

Marula festivities

SPLUMA – Spatial Planning Land Use Management Act 2013

No. SPLUMA Applications

Number of development (land use) applications received/ applications processed in terms of SPLUMA

SMME- Small Medium and Micro Enterprise

Number of business supported